



Indiana State Department of Health

Weekly Influenza Report

Week 44

Report Date: Friday, November 13, 2015

The purpose of this report is to describe the spread and prevalence of influenza-like illness (ILI) in Indiana. It is meant to provide local health departments, hospital administrators, health professionals and residents with a general understanding of the burden of ILI. Data from several surveillance programs are analyzed to produce this report. Data are provisional and may change as additional information is received, reviewed and verified. For questions regarding the data presented in this report, please call the ISDH Surveillance and Investigation Division at 317-233-7125.

WEEKLY OVERVIEW

| Influenza-like Illness - Week Ending November 7, 2015 | |
|--|-------------|
| ILI Geographic Distribution | No Activity |
| ILI Activity Code | Minimal |
| Percent of ILI reported by sentinel outpatient providers | 1.03% |
| Percent of ILI reported by emergency department chiefs | 1.10% |
| Percent positivity of influenza specimens tested at ISDH | 0% |
| Number of influenza-associated deaths | 1 |
| Number of long-term care facility outbreaks | 0 |
| Number of school-wide outbreaks | 0 |



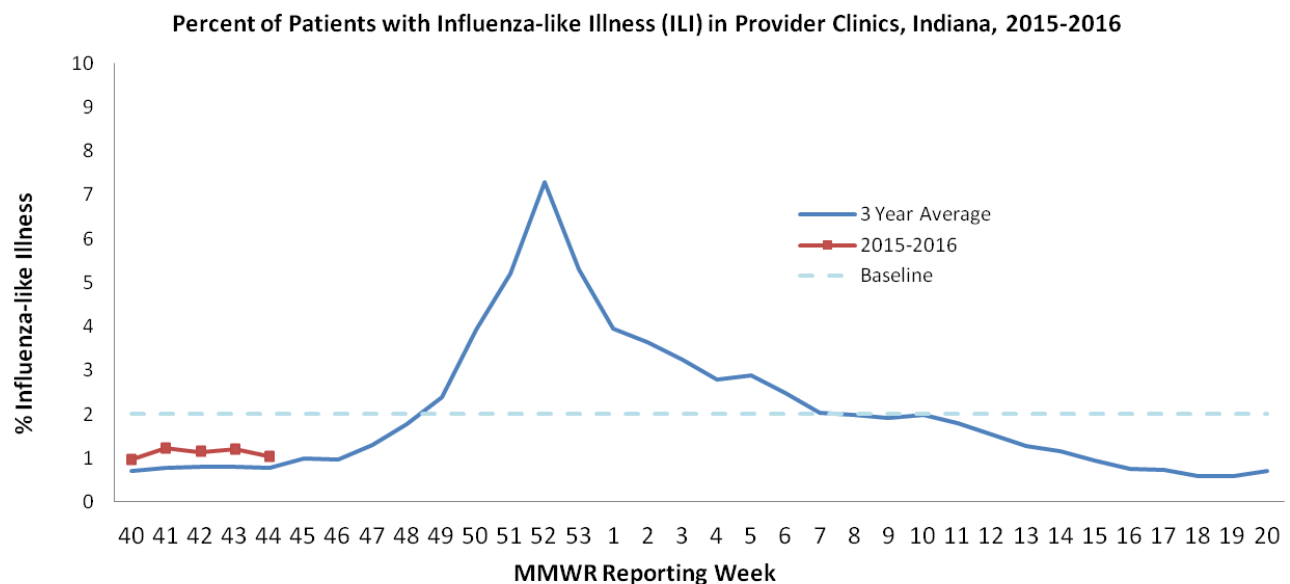
Indiana State Department of Health

SENTINEL SURVEILLANCE SYSTEM

Data are obtained from sentinel outpatient providers participating in the U.S. Outpatient Influenza-like Illness Surveillance Network (ILINet). Data are reported on a weekly basis for the previous Morbidity and Mortality Weekly Report (MMWR) Week by the sentinel sites and are subject to change as sites back-report or update previously submitted weekly data.

| Percent of ILI Reported by Type of Sentinel Outpatient Facility, Indiana, 2015-2016 Season | | | |
|--|------------------------|-----------------------|---------------------------|
| MMWR Week | All Reporters %ILI (n) | Universities %ILI (n) | Non-Universities %ILI (n) |
| 44 | 1.03% (25) | 0.75 (9) | 1.20 (16) |
| 43 | 1.20 (25) | 0.49 (9) | 1.60 (16) |
| 42 | 1.14 (26) | 0.18 (8) | 1.53 (18) |

| Percent of ILI Reported by Age Category in Sentinel Outpatient Facilities, Indiana, 2015-2016 Season | | |
|--|---------------------|----------------|
| Age Category, years | Total Number of ILI | Percent of ILI |
| 0-4 | 15 | 21.74% |
| 5-24 | 39 | 56.52 |
| 25-49 | 5 | 7.25 |
| 50-64 | 3 | 4.35 |
| 65+ | 7 | 10.14 |
| Total | 69 | -- |





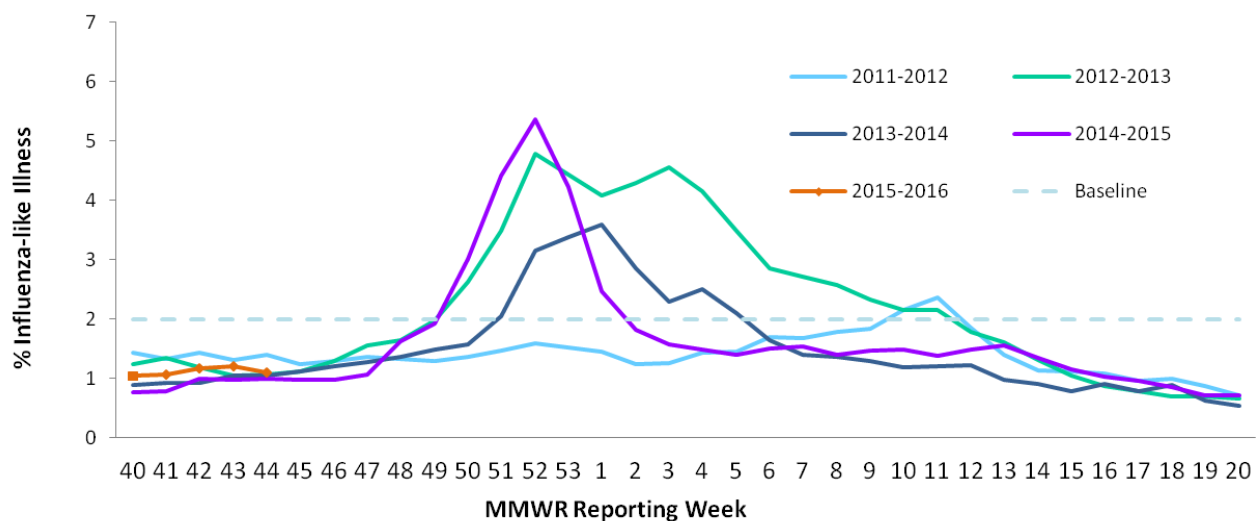
Indiana State Department of Health

SYNDROMIC SURVEILLANCE SYSTEM

Data are obtained from hospital emergency department chief complaint data through the Indiana Public Health Emergency Surveillance System (PHESS). Data are reported on a weekly basis for the previous Morbidity and Mortality Weekly Report (MMWR) Week and are subject to change as hospitals back-report or update previously submitted weekly data.

| Percent of ILI Reported in Emergency Departments by District, Indiana, 2015-2016 Season | | |
|---|--------------------|-------------------|
| | Previous MMWR Week | Current MMWR Week |
| Indiana | 1.10% | 1.20% |
| District 1 | 0.90 | 0.97 |
| District 2 | 1.38 | 1.51 |
| District 3 | 0.78 | 0.55 |
| District 4 | 1.75 | 1.75 |
| District 5 | 0.92 | 1.14 |
| District 6 | 1.29 | 1.30 |
| District 7 | 1.03 | 1.55 |
| District 8 | 1.11 | 0.62 |
| District 9 | 1.08 | 1.85 |
| District 10 | 1.27 | 1.20 |

Percent of Patients with Influenza-Like Illness (ILI) Chief Complaint in Emergency Departments, Indiana, 2015-2016





Indiana State Department of Health

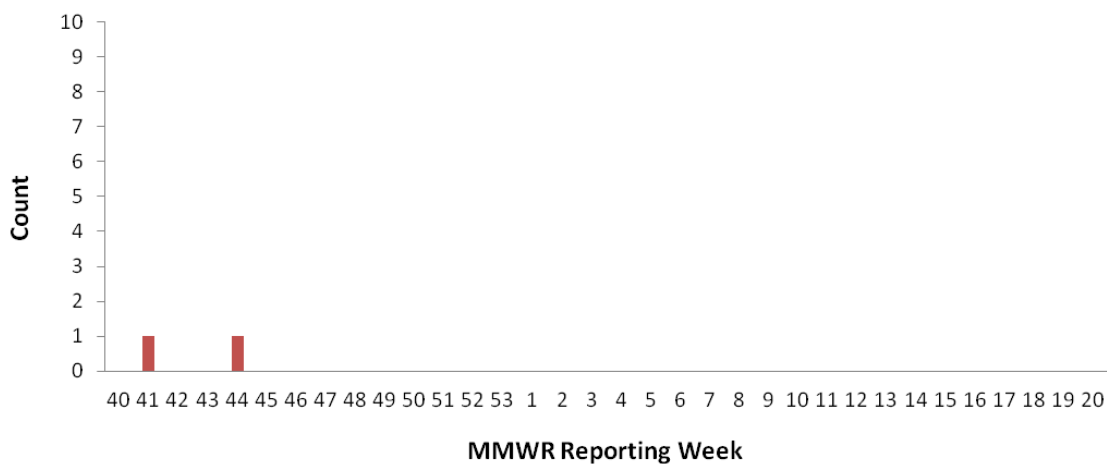
INFLUENZA-ASSOCIATED MORTALITY

Data are obtained from the Indiana National Electronic Disease Surveillance System (I-NEDSS). Influenza-associated deaths are reportable within 72 hours of knowledge; however, not all cases are reported in a timely manner so data in this report as subject to change as additional cases are back-reported.

| Number of Laboratory Confirmed Influenza-Associated Deaths for All Ages, Indiana, 2015-2016 Season | |
|--|--------------|
| Age Category, years | Season Total |
| 0-4 | 0 |
| 5-24 | 0 |
| 25-49 | 0 |
| 50-64 | 1 |
| 65+ | 1 |
| Total | 2 |

| Counties with ≥5 Laboratory Confirmed Influenza-Associated Deaths for All Ages, 2015-2016 Season | | | |
|--|--------------|--------|--------------|
| County | Season Total | County | Season Total |
| | | | |
| | | | |
| | | | |
| | | | |
| | | | |
| | | | |
| | | | |

**Number of Reported Influenza-Associated Deaths by Week of Death, All Ages, Indiana,
2015-16**





Indiana State Department of Health

VIROLOGIC SURVEILLANCE

| Circulating Influenza Viruses Detected by ISDH Laboratory*, Indiana, 2015-2016 Season | | | | |
|---|-----------|-------------------------------|--------------|-------------------------------|
| PCR Result | Week 44 | | Season Total | |
| | Number | Percent of Specimens Received | Number | Percent of Specimens Received |
| 2009 A/H1N1pdm virus | 0 | 0% | 0 | 0% |
| Influenza A/H3 seasonal virus | 0 | 0% | 0 | 0% |
| Influenza A/H1 seasonal virus | 0 | 0% | 0 | 0% |
| Influenza B seasonal virus | 0 | 0% | 0 | 0% |
| Influenza negative | 18 | 100% | 42 | 91.3% |
| Inconclusive | 0 | 0% | 0 | 0% |
| Unsatisfactory specimen [†] | 0 | 0% | 4 | 8.7% |
| Influenza Co-infection ^Δ | 0 | 0% | 0 | 0% |
| Total | 18 | 100% | 46 | 100% |

* Data obtained from the ISDH Laboratory via specimens submitted from the ISDH Sentinel Influenza Surveillance System and IN Sentinel Laboratories.

[†] Unsatisfactory specimens include specimens that leaked in transit, were too long in transit, or were inappropriately labeled.

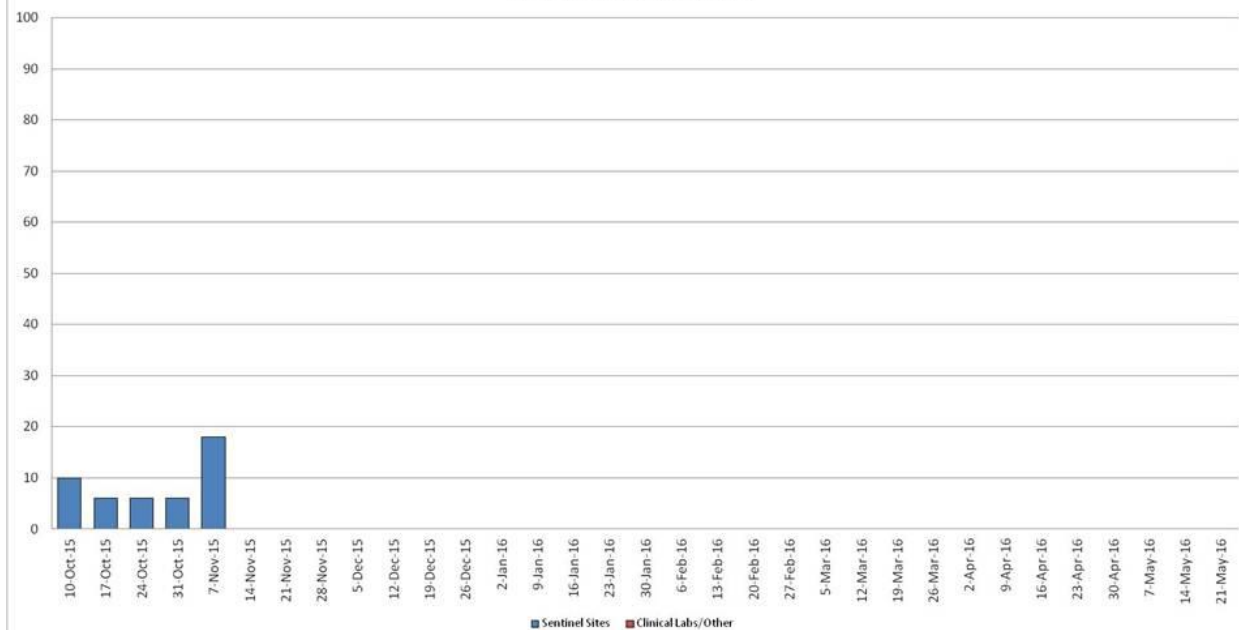
^Δ All previous-year co-infections have been influenza A/H3 and influenza B.

| Circulating Non-Influenza Viruses Detected by the ISDH Laboratory, Indiana, 2015-2016 Season | | | | |
|--|---------|------------------------------|---------------------------------------|----------|
| Result | Week 44 | Season Total (Since 10/1/15) | Early Surveillance (9/1/15 - 9/30/15) | |
| Adenovirus | | 0 | 0 | 0 |
| Coronavirus 229E | | 0 | 0 | 0 |
| Coronavirus HKU1 | | 0 | 0 | 0 |
| Coronavirus NL63 | | 0 | 0 | 0 |
| Coronavirus OC43 | | 0 | 0 | 0 |
| Enterovirus NOS | | 0 | 0 | 0 |
| Enterovirus/Rhinovirus | | 0 | 2 | 1 |
| Human Metapneumovirus | | 0 | 0 | 0 |
| Parainfluenza 1 Virus | | 0 | 1 | 1 |
| Parainfluenza 2 Virus | | 0 | 1 | 0 |
| Parainfluenza 3 Virus | | 1 | 1 | 0 |
| Parainfluenza 4 Virus | | 0 | 1 | 0 |
| Rhinovirus | | 0 | 0 | 0 |
| Respiratory Syncytial Virus | | 0 | 0 | 0 |
| Total | | 1 | 6 | 2 |



Indiana State Department of Health

Indiana State Department of Health Virology Laboratory
Influenza Submissions
[week ending November 7, 2015]





Indiana State Department of Health

THE FLU REVIEW

Flu Vaccine Resources

- The 2015-16 Influenza Vaccination Webinar for Healthcare Providers will be on Wednesday, November 18, 2015 from 12:00-1:00 PM (ET). The live webcast, jointly presented by the ISDH and IU School of Nursing, will include information on the 2015-16 seasonal influenza vaccines, influenza antiviral recommendations, influenza surveillance, and specimen collection methods for influenza testing. AMA PRA Category 1 credit is available for participants. [Register today!](#)
- As part of its *Current Issues in Vaccines* series, the Vaccine Education Center (VEC) at the Children's Hospital of Philadelphia, along with the Pennsylvania chapter of the AAP, will present a one-hour webinar at 12:00 PM (ET) on November 18. The topic is "Influenza Vaccines: Making Sense of All the Choices," featuring Paul Offit, MD, director of VEC. Continuing education credits (CME, CEU, and CPE) will be available for both the live and archived events. [Registration is open.](#)
- Federal law requires healthcare providers to give their patients a copy of the current Vaccine Information Statement (VIS) before administering the influenza vaccine. For current VIS dates, distribution methods, and links for download (over 30 languages available), access the [VIS Fact Sheet](#) (Immunization Action Coalition).

Flu News and Related Studies

- So far this season, influenza activity is low across the United States, and most circulating influenza viruses are influenza A (H3N2) viruses. The CDC recommends getting vaccinated before activity levels increase. Visit the [weekly FluView report](#) for additional information on current influenza activity, trends, and impact throughout the United States (CDC).
- Increased physical activity may enhance the effectiveness of annual influenza vaccinations for older men ([Journal of the American Aging Association](#)).

For Further Information, Visit:

www.in.gov/isdh/25462.htm

www.cdc.gov/flu

www.flu.gov